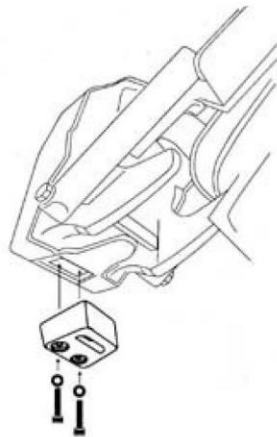




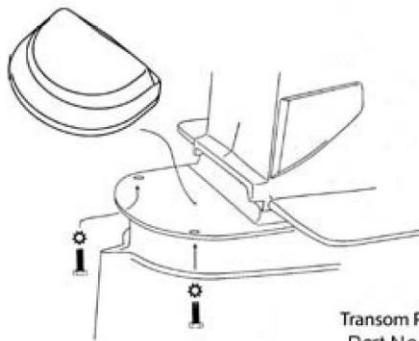
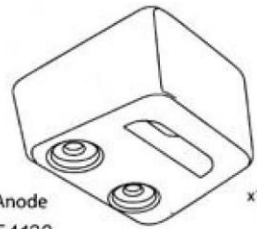
Anode Installation Instructions – Volvo SX Anode Kit

- Make sure your boat anodes have proper physical and electrical connections.
- An anode with a poor electrical connection cannot provide corrosion protection.
- Clean the area where your anodes will be mounted by lightly sanding or wire brushing.
- Do not paint your anodes.

Volvo Penta SX Anode Kit



Gimbal Plate Anode
Part No. 3854130



Transom Plate Anode
Part No. 3855411

